

Local Market Update – October 2024

A RESEARCH TOOL PROVIDED BY THE COLUMBUS REALTORS®
BASED ON RESIDENTIAL LISTING DATA ONLY



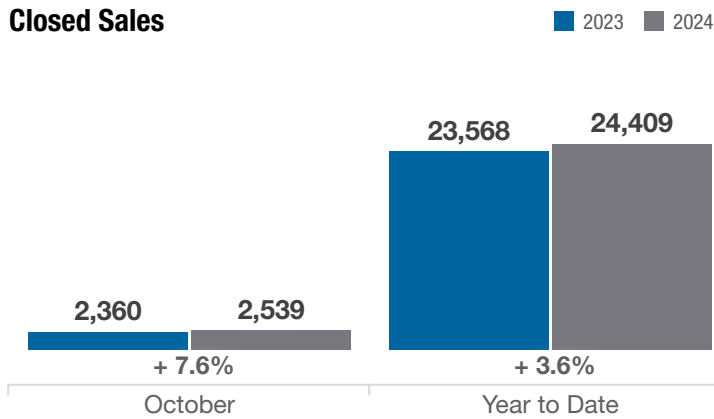
Entire MLS

Includes all of Franklin, Delaware, Fayette, Licking, Madison, Morrow, Pickaway and Union Counties, and parts of Athens, Champaign, Clark, Clinton, Fairfield, Hocking, Knox, Logan, Marion, Muskingum, Perry and Ross Counties

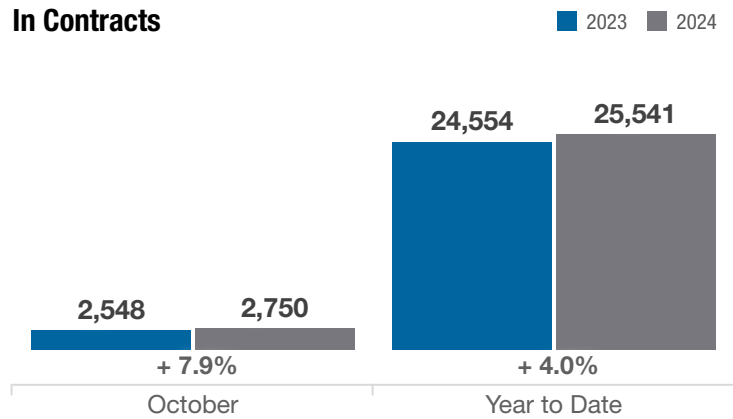
Key Metrics	October			Year to Date		
	2023	2024	% Change	Thru 10-2023	Thru 10-2024	% Change
Closed Sales	2,360	2,539	+ 7.6%	23,568	24,409	+ 3.6%
In Contracts	2,548	2,750	+ 7.9%	24,554	25,541	+ 4.0%
Average Sales Price*	\$347,611	\$361,724	+ 4.1%	\$348,118	\$366,246	+ 5.2%
Median Sales Price*	\$305,000	\$315,000	+ 3.3%	\$305,000	\$320,000	+ 4.9%
Average Price Per Square Foot*	\$193.62	\$201.65	+ 4.1%	\$193.15	\$202.72	+ 5.0%
Percent of Original List Price Received*	98.3%	96.9%	- 1.4%	99.4%	98.3%	- 1.1%
Percent of Last List Price Received*	100.0%	99.1%	- 0.9%	100.7%	99.8%	- 0.9%
Days on Market Until Sale	22	28	+ 27.3%	23	27	+ 17.4%
New Listings	2,783	3,047	+ 9.5%	28,316	30,703	+ 8.4%
Median List Price of New Listings	\$299,900	\$315,000	+ 5.0%	\$305,000	\$320,000	+ 4.9%
Median List Price at Time of Sale	\$300,000	\$315,045	+ 5.0%	\$299,900	\$319,900	+ 6.7%
Inventory of Homes for Sale	3,817	4,880	+ 27.8%	—	—	—
Months Supply of Inventory	1.6	2.0	+ 25.0%	—	—	—

* Does not account for sale concessions and/or downpayment assistance. | Percent changes are calculated using rounded figures and can sometimes look extreme due to small sample size.

Closed Sales

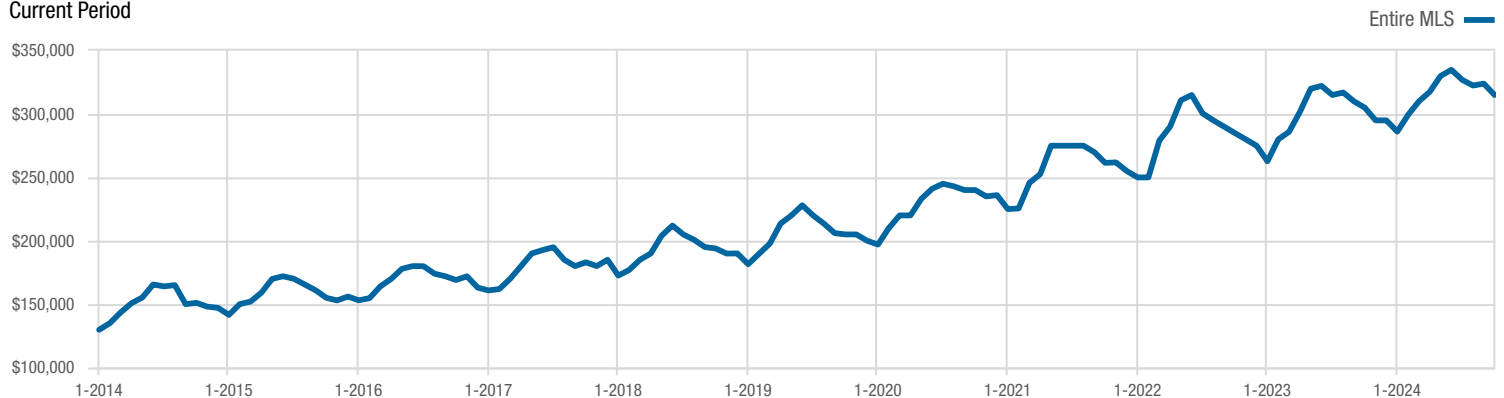


In Contracts



Median Sales Price

Current Period



Each data point represents the median sales price in a given month.

Local Market Update – October 2024

A RESEARCH TOOL PROVIDED BY THE COLUMBUS REALTORS®
BASED ON RESIDENTIAL LISTING DATA ONLY

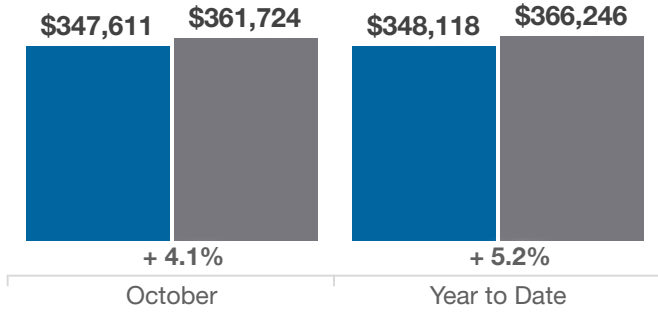


Entire MLS

Includes all of Franklin, Delaware, Fayette, Licking, Madison, Morrow, Pickaway and Union Counties, and parts of Athens, Champaign, Clark, Clinton, Fairfield, Hocking, Knox, Logan, Marion, Muskingum, Perry and Ross Counties

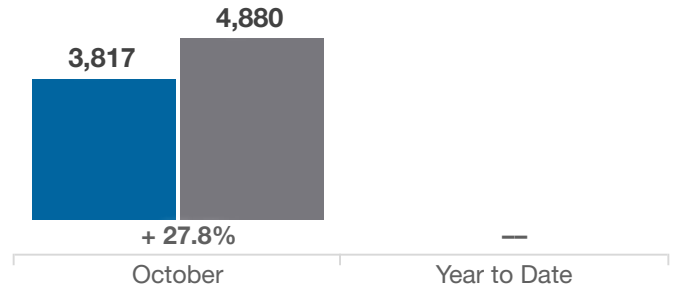
Average Sales Price

■ 2023 ■ 2024



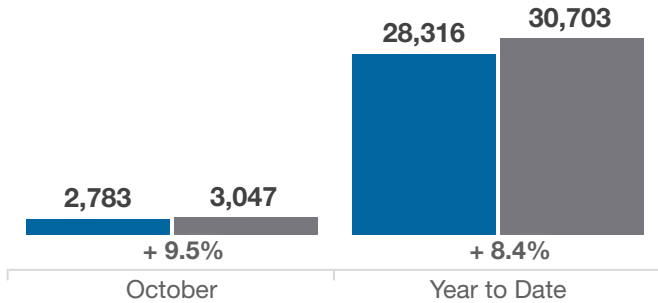
Inventory of Homes for Sale

■ 2023 ■ 2024



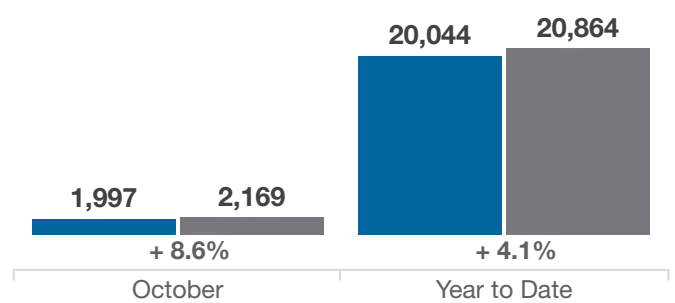
New Listings

■ 2023 ■ 2024



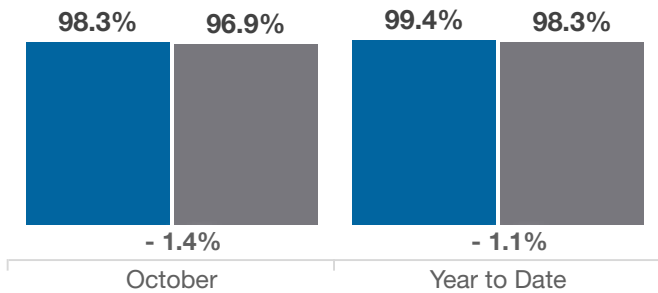
Single Family Sales

■ 2023 ■ 2024



Pct. Of Orig. List Price Received

■ 2023 ■ 2024



Condo Sales

■ 2023 ■ 2024

