

Local Market Update – September 2023

A RESEARCH TOOL PROVIDED BY THE COLUMBUS REALTORS®
BASED ON RESIDENTIAL LISTING DATA ONLY



Entire MLS

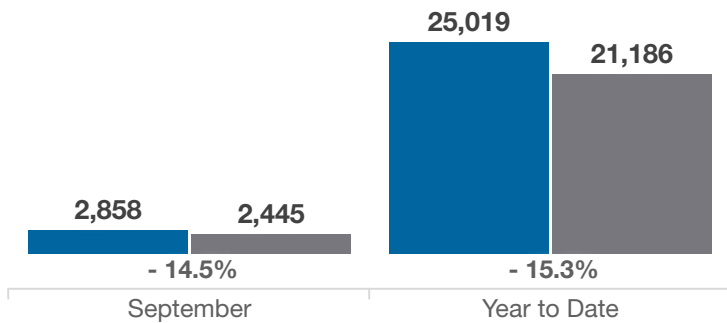
Includes all of Franklin, Delaware, Fayette, Licking, Madison, Morrow, Pickaway and Union Counties, and parts of Athens, Champaign, Clark, Clinton, Fairfield, Hocking, Knox, Logan, Marion, Muskingum, Perry and Ross Counties

Key Metrics	September			Year to Date		
	2022	2023	% Change	Thru 9-2022	Thru 9-2023	% Change
Closed Sales	2,858	2,445	- 14.5%	25,019	21,186	- 15.3%
In Contracts	2,917	2,685	- 8.0%	26,075	22,347	- 14.3%
Average Sales Price*	\$331,287	\$348,569	+ 5.2%	\$333,236	\$348,164	+ 4.5%
Median Sales Price*	\$290,000	\$310,000	+ 6.9%	\$290,000	\$305,000	+ 5.2%
Average Price Per Square Foot*	\$185.79	\$195.10	+ 5.0%	\$185.20	\$193.10	+ 4.3%
Percent of Original List Price Received*	98.6%	98.5%	- 0.1%	102.0%	99.5%	- 2.5%
Percent of Last List Price Received*	100.1%	100.0%	- 0.1%	102.7%	100.8%	- 1.9%
Days on Market Until Sale	18	20	+ 11.1%	16	24	+ 50.0%
New Listings	3,123	2,875	- 7.9%	29,975	25,486	- 15.0%
Median List Price of New Listings	\$294,900	\$310,000	+ 5.1%	\$289,000	\$309,900	+ 7.2%
Median List Price at Time of Sale	\$290,000	\$309,500	+ 6.7%	\$279,900	\$299,900	+ 7.1%
Inventory of Homes for Sale	3,806	3,624	- 4.8%	—	—	—
Months Supply of Inventory	1.3	1.5	+ 15.4%	—	—	—

* Does not account for sale concessions and/or downpayment assistance. | Percent changes are calculated using rounded figures and can sometimes look extreme due to small sample size.

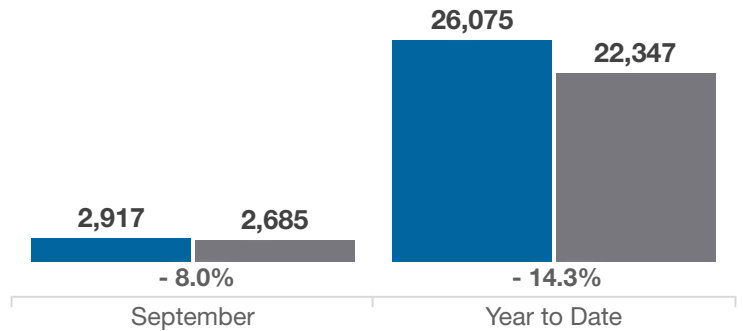
Closed Sales

■ 2022 ■ 2023



In Contracts

■ 2022 ■ 2023



Median Sales Price

Current Period



Each data point represents the median sales price in a given month.

Local Market Update – September 2023

A RESEARCH TOOL PROVIDED BY THE COLUMBUS REALTORS®
BASED ON RESIDENTIAL LISTING DATA ONLY

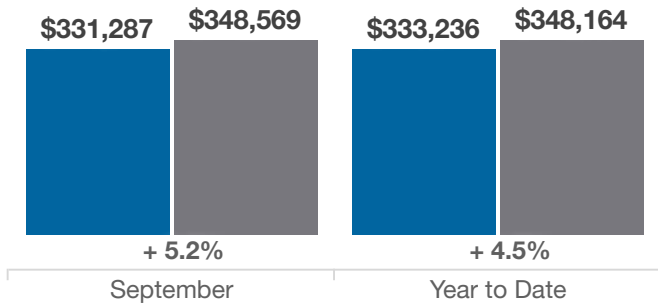


Entire MLS

Includes all of Franklin, Delaware, Fayette, Licking, Madison, Morrow, Pickaway and Union Counties, and parts of Athens, Champaign, Clark, Clinton, Fairfield, Hocking, Knox, Logan, Marion, Muskingum, Perry and Ross Counties

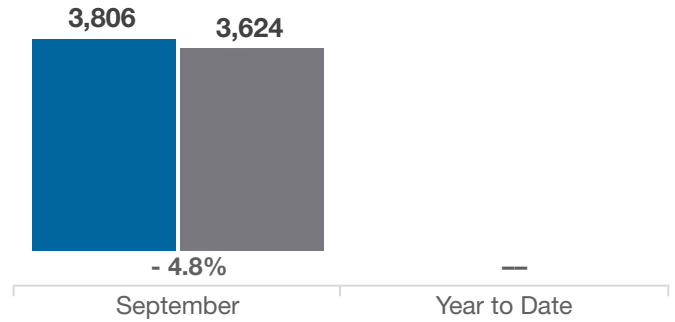
Average Sales Price

■ 2022 ■ 2023



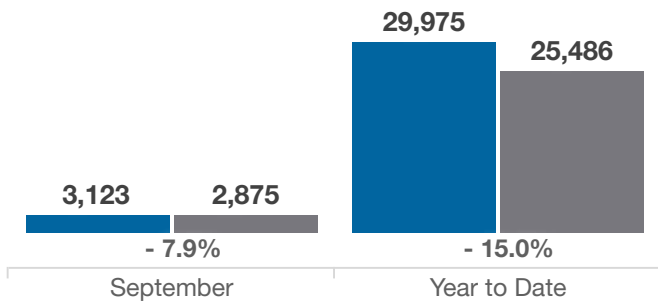
Inventory of Homes for Sale

■ 2022 ■ 2023



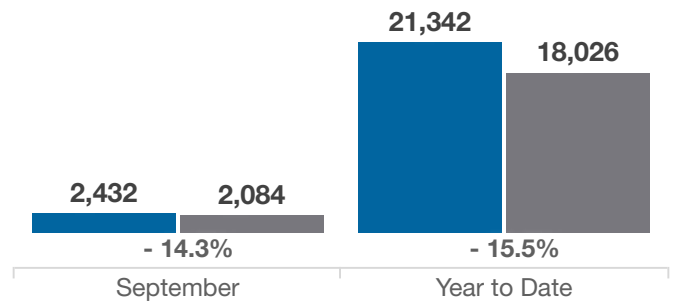
New Listings

■ 2022 ■ 2023



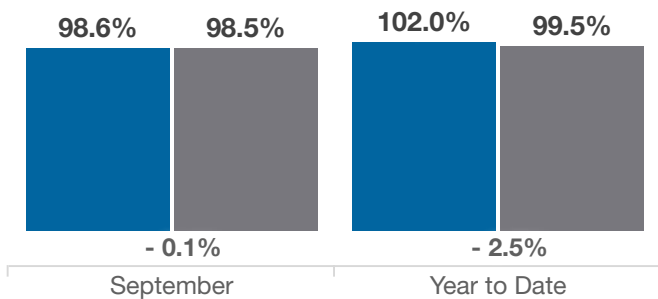
Single Family Sales

■ 2022 ■ 2023



Pct. Of Orig. List Price Received

■ 2022 ■ 2023



Condo Sales

■ 2022 ■ 2023

